



## COMTECH CDM625A SERIAL NUMBER 151867623


|                  |  |                                 |
|------------------|--|---------------------------------|
| Firmware Version | 1.4.1                                      | <b>Power Supply 100-240 VAC</b> |
| Data Interface   | Ethernet IP available                      |                                 |
| Tx Rx Data Rate  | 5000 kbps (CnC off)                        | 2500 kbps (CnC on)              |
| FEC              | MOD  | CODE RATE                       |
| VITERBI          | BPSK                                       | 1/2                             |
|                  | QPSK / OQPSK                               | 1/2 3/4 7/8                     |
| SEQ              | BPSK                                       | 1/2                             |
|                  | QPSK / OQPSK                               | 1/2 3/4 7/8                     |
| TCM              | 8PSK                                       | 2/3                             |
| TPC              | BPSK                                       | 5/16 21/44                      |
|                  | QPSK / OQPSK                               | 1/2 3/4 7/8 0.95                |
|                  | 8PSK / 8QAM                                | 3/4 7/8 0.95                    |
| LDPC             | BPSK                                       | 1/2                             |
|                  | QPSK / OQPSK                               | 1/2 2/3 3/4                     |
|                  | 8PSK / 8QAM                                | 2/3 3/4                         |
|                  |  |                                 |
| IF Freq Range    | <b>50 MHz to 180 MHz</b>                   | <b>950 to 2250 MHz</b>          |
| Purchase Date    | 2017 (second hand)                         |                                 |
| Last Use Date    | 2020 (used as backup in customer premises) |                                 |






### **COMTECH CDM625A SERIAL NUMBER 151876314**

|                  |                          |                                 |
|------------------|--------------------------|---------------------------------|
| Firmware Version | 1.4.1                    | <b>Power Supply 100-240 VAC</b> |
| Data Interface   | Ethernet IP available    |                                 |
| Tx Rx Data Rate  | 5000 kbps (CnC off)      | 2500 kbps (CnC on)              |
| FEC              | MOD                      | CODE RATE                       |
| VITERBI          | BPSK                     | 1/2                             |
|                  | QPSK / OQPSK             | 1/2 3/4 7/8                     |
| SEQ              | BPSK                     | 1/2                             |
|                  | QPSK / OQPSK             | 1/2 3/4 7/8                     |
| TCM              | 8PSK                     | 2/3                             |
| TPC              | BPSK                     | 5/16 21/44                      |
|                  | QPSK / OQPSK             | 1/2 3/4 7/8 0.95                |
|                  | 8PSK / 8QAM              | 3/4 7/8 0.95                    |
| LDPC             | BPSK                     | 1/2                             |
|                  | QPSK / OQPSK             | 1/2 2/3 3/4                     |
|                  | 8PSK / 8QAM              | 2/3 3/4                         |
| IF Freq Range    | <b>50 MHz to 180 MHz</b> | <b>No L-Band IF</b>             |
| Purchase Date    | 2017 (second hand)       |                                 |
| Last Use Date    | 2020 (use in teleport)   |                                 |



## **COMTECH CDM625A SERIAL NUMBER 152662006**

|                  |                          |                            |
|------------------|--------------------------|----------------------------|
| Firmware Version | 1.4.1                    | <b>Power Supply 48 VDC</b> |
| Data Interface   | Ethernet IP available    |                            |
| Tx Rx Data Rate  | 5000 kbps (CnC off)      | 2500 kbps (CnC on)         |
| FEC              | MOD                      | CODE RATE                  |
| VITERBI          | BPSK                     | 1/2                        |
|                  | QPSK / OQPSK             | 1/2 3/4 7/8                |
| SEQ              | BPSK                     | 1/2                        |
|                  | QPSK / OQPSK             | 1/2 3/4 7/8                |
| TCM              | 8PSK                     | 2/3                        |
| TPC              | BPSK                     | 5/16 21/44                 |
|                  | QPSK / OQPSK             | 1/2 3/4 7/8 0.95           |
|                  | 8PSK / 8QAM              | 3/4 7/8 0.95               |
| LDPC             | BPSK                     | 1/2                        |
|                  | QPSK / OQPSK             | 1/2 2/3 3/4                |
|                  | 8PSK / 8QAM              | 2/3 3/4                    |
| IF Freq Range    | <b>50 MHz to 180 MHz</b> | <b>950 MHz to 2250 MHz</b> |
| Purchase Date    | 2016                     |                            |
| Last Use Date    | 2020                     | In teleport                |






### COMTECH CDM625 SERIAL NUMBER 122559145


|                  |                          |                            |
|------------------|--------------------------|----------------------------|
| Firmware Version | 2.0.3                    | <b>Power Supply 48 VDC</b> |
| Data Interface   | Ethernet IP available    |                            |
| Tx Rx Data Rate  | 5000 kbps (CnC off)      | 2500 kbps (CnC on)         |
| FEC              | MOD                      | CODE RATE                  |
| VITERBI          | BPSK                     | 1/2                        |
|                  | QPSK / OQPSK             | 1/2 3/4 7/8                |
| SEQ              | BPSK                     | 1/2                        |
|                  | QPSK / OQPSK             | 1/2 3/4 7/8                |
| TCM              | 8PSK                     | 2/3                        |
| TPC              | BPSK                     | 5/16 21/44                 |
|                  | QPSK / OQPSK             | 1/2 3/4 7/8 0.95           |
|                  | 8PSK / 8QAM              | 3/4 7/8 0.95               |
| LDPC             | BPSK                     | 1/2                        |
|                  | QPSK / OQPSK             | 1/2 2/3 3/4                |
|                  | 8PSK / 8QAM              | 2/3 3/4                    |
| IF Freq Range    | <b>50 MHz to 180 MHz</b> | <b>950 MHz to 2000 MHz</b> |
| Purchase Date    | 2016                     |                            |
| Last Use Date    | 2020                     | Customer remote premises   |



## COMTECH CDM625 SERIAL NUMBER 122566484

|                  |                         |                                 |
|------------------|-------------------------|---------------------------------|
| Firmware Version | 2.1.2                   | <b>Power Supply 100-240 VAC</b> |
| Data Interface   | Ethernet IP available   |                                 |
| Tx Rx Data Rate  | 5000 kbps (CnC off)     | 2500 kbps (CnC on)              |
| FEC              | MOD                     | CODE RATE                       |
| VITERBI          | BPSK                    | 1/2                             |
|                  | QPSK / OQPSK            | 1/2 3/4 7/8                     |
| SEQ              | BPSK                    | 1/2                             |
|                  | QPSK / OQPSK            | 1/2 3/4 7/8                     |
| TCM              | 8PSK                    | 2/3                             |
| TPC              | BPSK                    | 5/16 21/44                      |
|                  | QPSK / OQPSK            | 1/2 3/4 7/8 0.95                |
|                  | 8PSK / 8QAM             | 3/4 7/8 0.95                    |
| LDPC             | BPSK                    | 1/2                             |
|                  | QPSK / OQPSK            | 1/2 2/3 3/4                     |
|                  | 8PSK / 8QAM             | 2/3 3/4                         |
|                  |                         |                                 |
| IF Freq Range    | 50 MHz to 180 MHz       | <b>NO L-Band IF</b>             |
| Purchase Date    | 2016 (second hand)      |                                 |
| Last Use Date    | 2020 (used in teleport) |                                 |






### COMTECH CDM625 SERIAL NUMBER 122566491

|                  |                          |                                 |
|------------------|--------------------------|---------------------------------|
| Firmware Version | 2.1.2                    | <b>Power Supply 100-240 VAC</b> |
| Data Interface   | Ethernet IP available    |                                 |
| Tx Rx Data Rate  | 5000 kbps (CnC off)      | 2500 kbps (CnC on)              |
| FEC              | MOD                      | CODE RATE                       |
| VITERBI          | BPSK                     | 1/2                             |
|                  | QPSK / OQPSK             | 1/2 3/4 7/8                     |
| SEQ              | BPSK                     | 1/2                             |
|                  | QPSK / OQPSK             | 1/2 3/4 7/8                     |
| TCM              | 8PSK                     | 2/3                             |
| TPC              | BPSK                     | 5/16 21/44                      |
|                  | QPSK / OQPSK             | 1/2 3/4 7/8 0.95                |
|                  | 8PSK / 8QAM              | 3/4 7/8 0.95                    |
| LDPC             | BPSK                     | 1/2                             |
|                  | QPSK / OQPSK             | 1/2 2/3 3/4                     |
|                  | 8PSK / 8QAM              | 2/3 3/4                         |
| IF Freq Range    | <b>50 MHz to 180 MHz</b> | <b>NO L-Band IF</b>             |
| Purchase Date    | 2016 (second hand)       |                                 |
| Last Use Date    | 2020 (used in teleport)  |                                 |





|   |  |
|---|--|
| Comtech CDM-625 Advanced Satellite Modem<br>TPC,CnC,PktP present Ver2.1.2 | Ethernet IP Address/Range:<br>192.168.001.005/24 (←→)                  |
| CnC Mode: n (normal) (Off,On,APC) (←→)                                    | Enc=it (None,Uit,Seq,TCH,TPC,LDPC)<br>Reed-Solomon=Off (Off,On) (←→)   |
| Mod=8-PSK (B,Q,00,8PSK,8QAM) (←→)<br>FEC Rate=3/4 (2/3,3/4)               | Tx Data Rate = 85000.000 kbps<br>Data Invert=Off Clock Invert=Off (←→) |
| Tx-IF Frequency: 0180.0000 MHz (←→)                                       |  |

